

Trends in Learning Technology

Key findings from the 2021 Annual Survey



This document and images are licensed for reuse under a [Creative Commons Attribution-ShareAlike 4.0 \(CC BY-SA 4.0\) licence](https://creativecommons.org/licenses/by-sa/4.0/).
ALT supports the Open COVID Pledge for Education. 23 February 2022

Trends in Learning Technology

Key Findings at a glance

ASSOCIATION
FOR LEARNING
TECHNOLOGY



**Student
engagement is the**

No. 1

driver for use of
Learning Technology

Blended and hybrid
models are becoming
the main mode of
learning, for

66%

of our Members.

The Top 10 popular
EdTech tools reflect
a shift in practice
away from relying on
Teams and Zoom
to a bigger range of
collaborative tools.

**Video Conferencing
Collaborative tools
and VLEs**

ranked as most
important by

76%



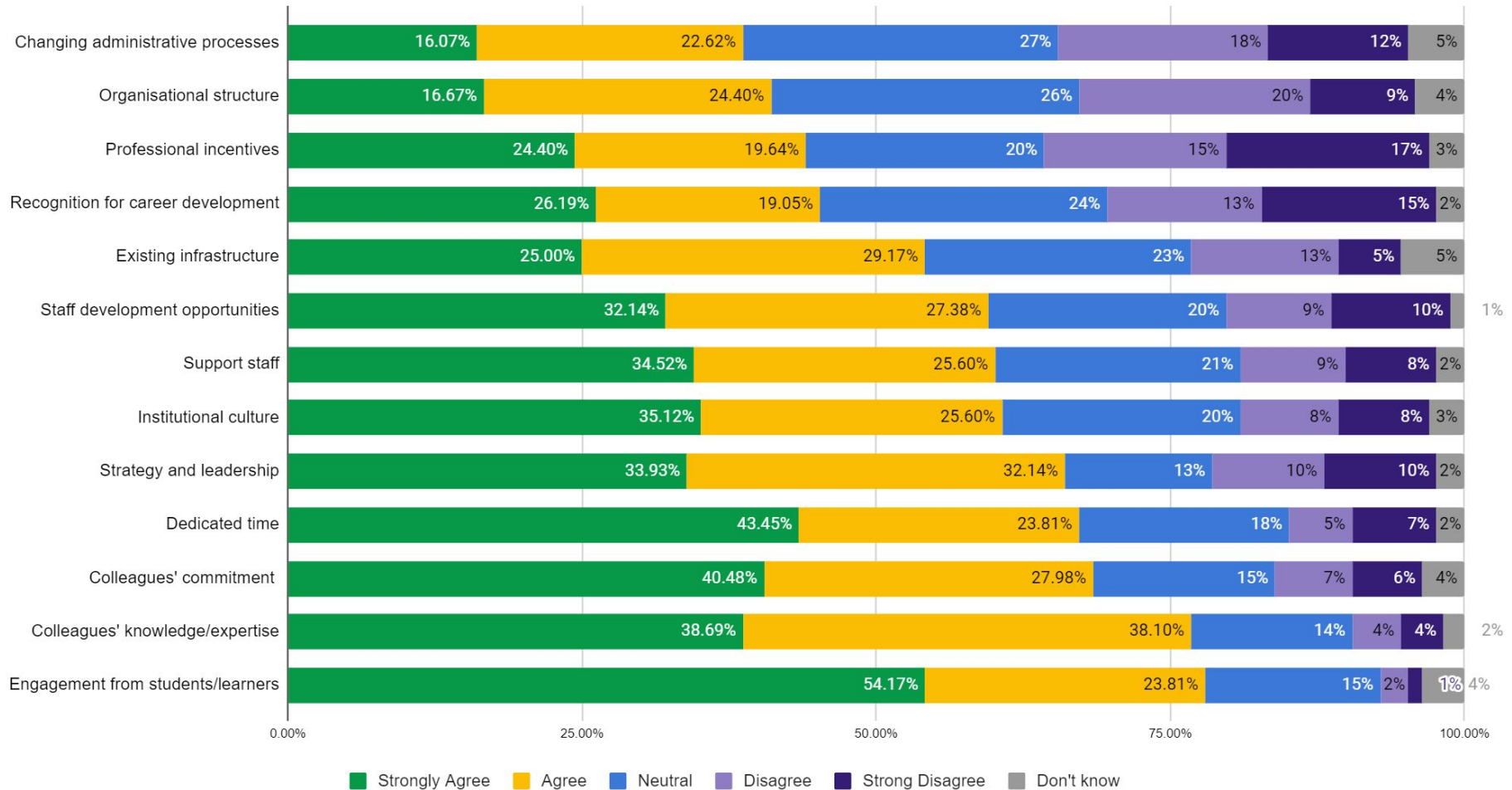
This document and images are licensed for reuse under a [Creative Commons Attribution-ShareAlike 4.0 \(CC BY-SA 4.0\) licence](https://creativecommons.org/licenses/by-sa/4.0/).
ALT supports the Open COVID Pledge for Education. 23 February 2022



Trends in Learning Technology

Focus on: professional practice

What are enablers and drivers for your use of Learning Technology?

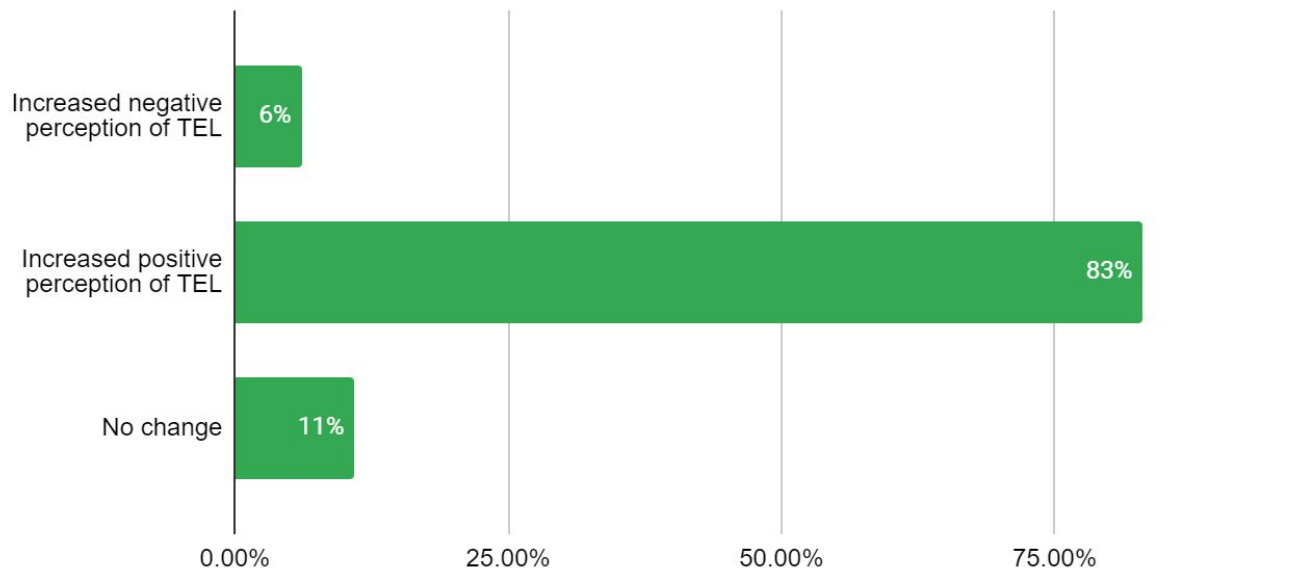


What is your favourite digital tool or app you find really useful in your job/role?

Top 10	2020	2021
Teams/Microsoft	116	57
Padlet	14	7
Zoom	14	7
Moodle	8	6
Menti	-	5
Canva	-	4
Google	7	2
Trello	6	1
Blackboard/Collaborate	10	1
Panopto	5	1



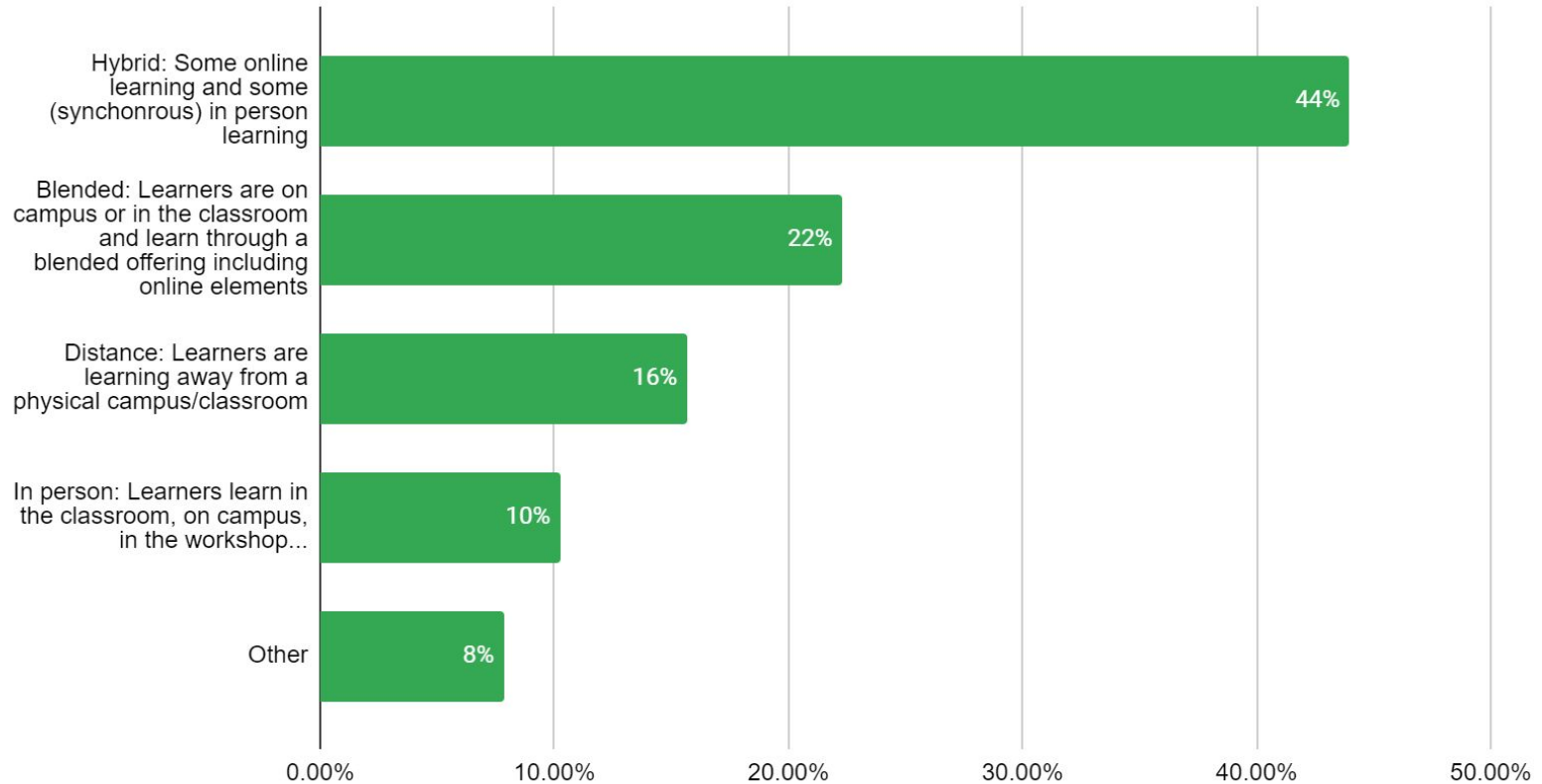
Do you feel your colleagues' perception of technology enhanced learning (TEL) has changed in response to COVID-19?



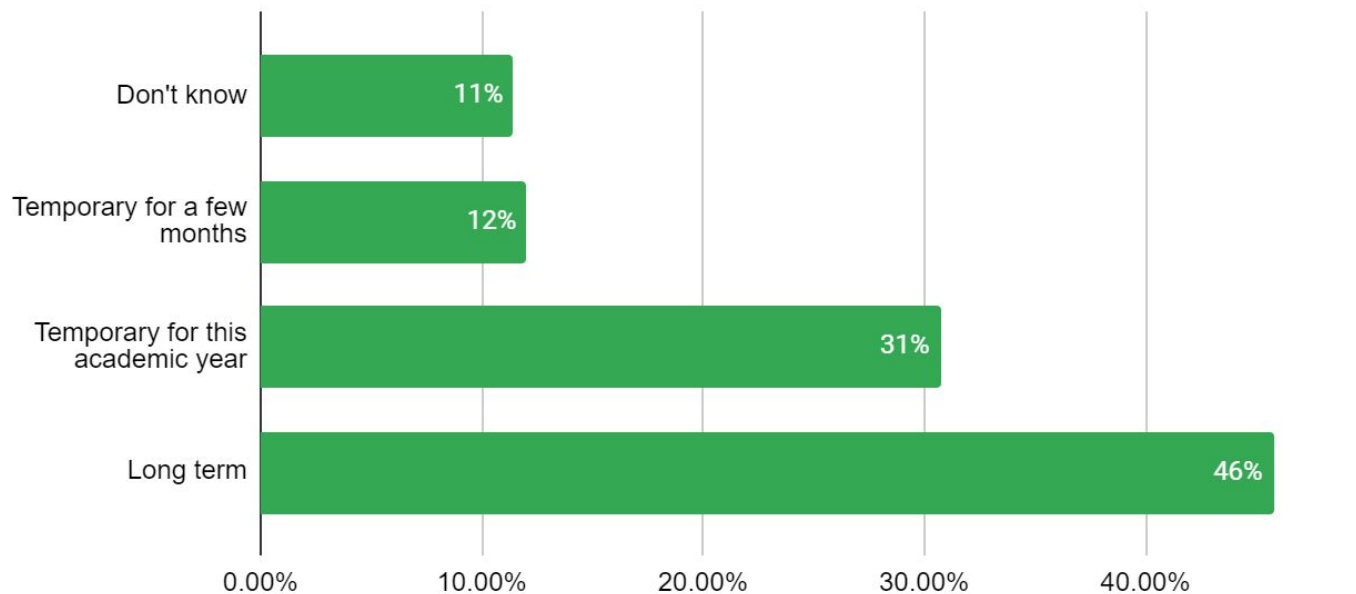
Trends in Learning Technology

Focus on: tools and technologies

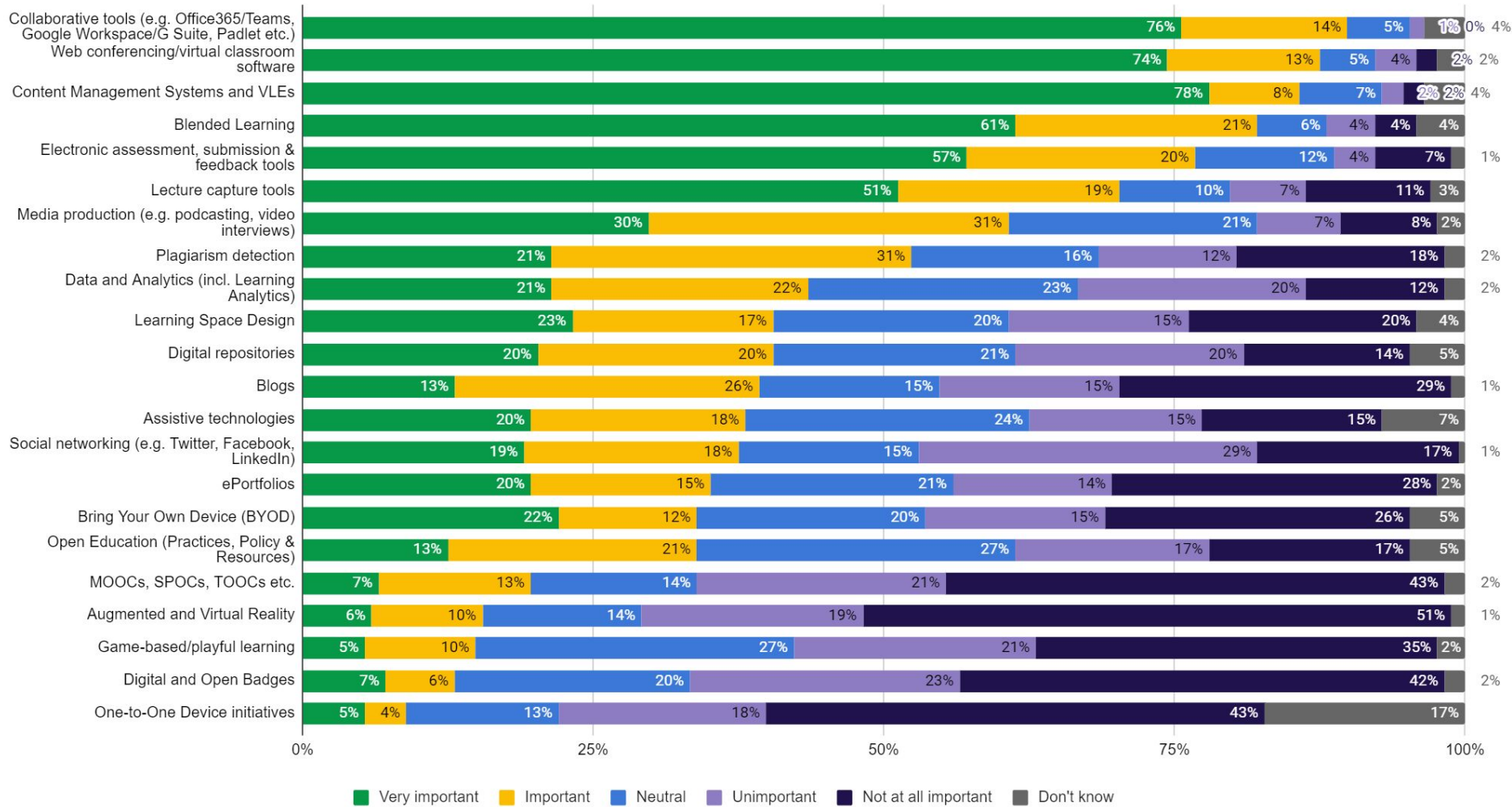
What is the main mode of learning at this time?



Is the current mode a temporary measure or a long-term one?



How important have the following been to your work in the past year?



Trends in Learning Technology

Resources

ASSOCIATION
FOR LEARNING
TECHNOLOGY



Key Findings
Download

**Annual Survey
2021**
Full Report

**Annual Survey
2015-2021**
Full open
data set

alt.ac.uk/annual-survey



This document and images are licensed for reuse under a [Creative Commons Attribution-ShareAlike 4.0 \(CC BY-SA 4.0\) licence](https://creativecommons.org/licenses/by-sa/4.0/).
ALT supports the Open COVID Pledge for Education. 23 February 2022



About our Annual Survey

This survey was established in 2014 in order to:

- Help map professional practice and development in Learning Technology;
- Chart how Learning Technology is used across sectors;
- Understand current practice to better meet the needs of and represent our Members.

The survey is open to all ALT Members, both individuals and organisations. We also welcome responses from all with an interest in Learning Technology.

The full anonymised data set of all survey data is available openly <https://alt.ac.uk/annual-survey>.

Who responded this year?

For the 2021 survey we received 217 responses in total and over 90% of respondents are Members of ALT.

We received responses from all parts of the UK, and all sectors we represent, and the majority of responses were from Members working in UK Higher Education.

60% of respondents identify themselves as female, 36% as male and 4% identify as non-binary/preferred not to say.

